

# Swing Check Valve

## Series 7700 - AWWA C508

# UNITED BRAND

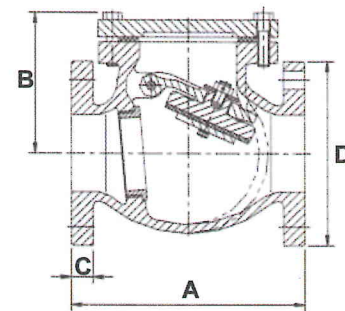
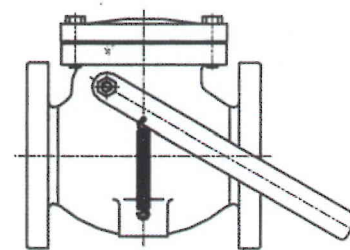
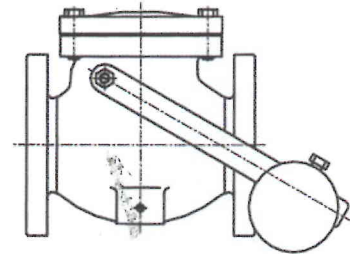
ANSI 125 Body • Bolted Cap • Bronze Seat Ring • Buna Rubber Disc Seat



Series 7700

Series 7700-LW (with lever & weight)

Series 7700-LS (with lever & spring)



### MATERIAL LIST

ITEM NO.	DESCRIPTION	MATERIAL	ASTM SPECIFICATION
1	Hex Head Bolt	Carbon Steel	Commercial
2	Cover	Cast Iron	ASTM A126, Class B
3	Gasket	Synthetic Rubber	NBR
4	Hanger Bolt	Copper Alloy 836	ASTM B62
5	Clevis Pin	Stainless Steel	304
6A	Disc	Cast Iron	ASTMA126, Class B
6B	Disc	Synthetic Rubber	NBR
7	Hanger	Cast Iron	ASTM A126, Class B
8	Seat Ring	Copper Alloy 836	ASTM B62
9	Body	Cast Iron	ASTM A126, Class B
10	Lever	Carbon Steel	Commercial
11	Weight	Cast Iron	ASTM A126, Class B
12	Sq. Head Set Screw	Carbon Steel	Commercial
13	Packing Nut	Brass	Commercial
14	Hex Nut	Carbon Steel	Commercial
15	Hanger Shaft	Stainless Steel	304
15	Washer	PTFE	Commercial

#### NOTES:

1. Flange to specification ANSI B16.1 (125 lb.)
2. Face to face dimensions conform to AWWA C508.
3. Maximum working pressure: 200 psi
4. Suitable medium: Water/Sludge/Sewer Service
5. Coating/Lining - Fusion bonded epoxy

### DIMENSIONAL DATA

Nominal Size	Part No.	A	D	C	B
2	7700-F-110.*	8	6	5/8	4-3/4
2-1/2	7700-F-120.*	8-1/2	7	11/16	4-1/4
3	7700-F-130.*	9-1/2	7 1/2	3/4	5-1/2
4	7700-F-140.*	11-1/2	9	15/16	6-1/2
5	7700-F-150.*	13	10	15/16	7-3/16
6	7700-F-160.*	14	11	1	8-1/2
8	7700-F-180.*	19-1/2	13-1/2	1-1/8	10-1/2
10	7700-F-200.*	24-1/2	16	1-3/16	12
12	7700-F-220.*	27-1/2	19	1-1/4	13-1/2

\*Indicate LW (with lever & weight, LS (with lever & spring)

Note: Design subject to change without notice.

Dimensions in inches

**NAPAC, Inc.**

229 Southbridge Street, Worcester, MA 01608

Tel: (800) 807-2215

Fax: (800) 807-2214