

AWWA C515-09 Resilient Seat GATE VALVES

Model 2030-Series A OS&Y



2"-24"


APPROVED



2-1/2"-24"



WATER QUALITY
NSF/ANSI 61
NSF/ANSI 372



Available:
Flange Ends
Grooved Ends
Flange x Grooved

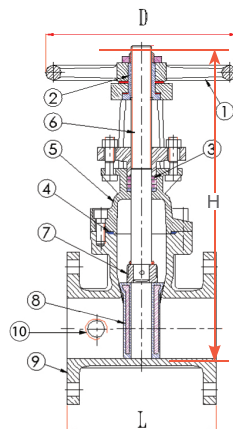
MATERIAL LIST

ITEM NO.	DESCRIPTION	MATERIAL
1	Handwheel	Ductile Iron, ASTM A536 65-45-12
2	Stem Nut/Yoke Nut	C67400/HPb59-1
3	Packing	Graphite - Non-asbestos
4	Gasket	EPDM
5	Bonnet	Ductile Iron, ASTM A536 65-45-12
6	Stem	AISI 420, 304, 316 Stainless Steel (2"~12") AISI 431, 304, 316 Stainless Steel (14"~24")
7	Wedge Nut	AISI 304 Stainless Steel
8	Wedge	Ductile Iron, ASTM A536 w/EPDM Coating
9	Body	Ductile Iron, ASTM A536 65-45-12
10	Test Plug	Brass, C36000

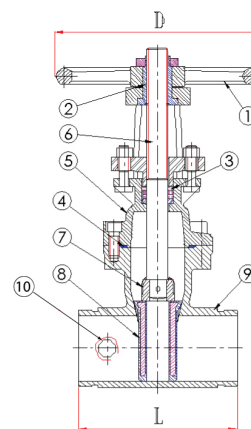
Design and materials are subject to change without notice.

Description:

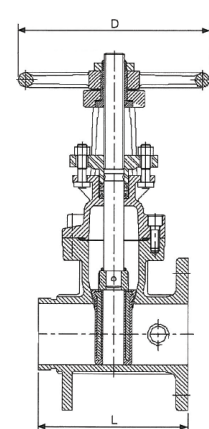
- Conforms to AWWA C515-09, MSS-SP-70
- Epoxy coated inside and outside to AWWA C550.
- Working Pressure:
UL/FM rated working pressure: 2"~12" - 300 psi
UL/FM rated working pressure: 14"~16" - 250 psi
UL rated working pressure: 18" - 250 psi
UL rated working pressure: 20" & 24" - 200 psi
FM rated working pressure: 18"~24" - 200 psi
- Temperature: -23°C (-10°F) to 110°C (230°F)
- Flange drilling to ANSI 125/150. Metric PN10/PN16 drilling is available upon request.
- Grooved ends conform to AWWA C606 standard.



Flanged



Grooved



Flanged x Grooved

DIMENSIONAL DATA

Dimensions in inches

Size	Part No. (Flanged)	L	D	Part No. (Grooved)	L	D	Part No. (Flanged x Grooved)	L	D	Approx. Wgt.	Hand-wheel Ø	H (Open)	H (Closed)
2"	2030FF-120-A	7	7-1/8	2030GG-120-A	7	7-1/8	2030FG-120-A	7	7-1/8	44	7.00	14-1/2	12-1/2
2-1/2"	2030FF-125-A	7-1/2	7-1/4	2030GG-125-A	7-1/2	7-1/8	2030FG-125-A	7-1/2	7-1/4	44	7.50	16-5/8	13-3/4
3"	2030FF-130-A	8	10	2030GG-130-A	8	10	2030FG-130-A	8	10	55	8.00	18-7/8	15-3/4
4"	2030FF-140-A	9	10	2030GG-140-A	9	10	2030FG-140-A	9	10	66	9.00	21-5/8	17-3/4
5"	2030FF-150-A	10	12	2030GG-150-A	10	12	2030FG-150-A	10	12	88	10.00	25-4/5	20-7/8
6"	2030FF-160-A	10-1/2	12	2030GG-160-A	10-1/2	12	2030FG-160-A	10-1/2	12	110	10.50	29-1/8	23-1/4
8"	2030FF-180-A	11-1/2	14	2030GG-180-A	11-1/2	14	2030FG-180-A	11-1/2	14	170	11.50	36-5/8	28-3/4
10"	2030FF-200-A	13	17-1/2	2030GG-200-A	13	17-1/2	2030FG-200-A	13	17-1/2	265	13.00	44-1/2	34-3/4
12"	2030FF-220-A	14	17-1/2	2030GG-220-A	14	17-1/2	2030FG-220-A	14	17-1/2	375	14.00	52	40-1/6
14"	2030FF-240-A	15	17-1/2	-	-	-	-	-	-	573	15.00	62	48-1/5
16"	2030FF-260-A	16	21	-	-	-	-	-	-	767	16.00	70-1/3	54-4/7
18"	2030FF-280-A	17	24	-	-	-	-	-	-	1235	17.00	79-1/2	61-4/5
20"	2030FF-300-A	18	24	-	-	-	-	-	-	1433	18.00	89-3/5	70
24"	2030FF-340-A	20	30	-	-	-	-	-	-	2101	20.00	102-1/3	78-3/4



WARNING: This product can expose you to chemicals including lead, which is known to the State of California to cause cancer and birth defects or other reproductive harm. For more information go to www.P65Warnings.ca.gov.



NAPAC - UNITED Distribution Centers

229 Southbridge Street, Worcester, MA 01608

Tel: (800) 807-2215 Fax: (800) 807-2214

www.napacinc.com

Jacksonville, Florida