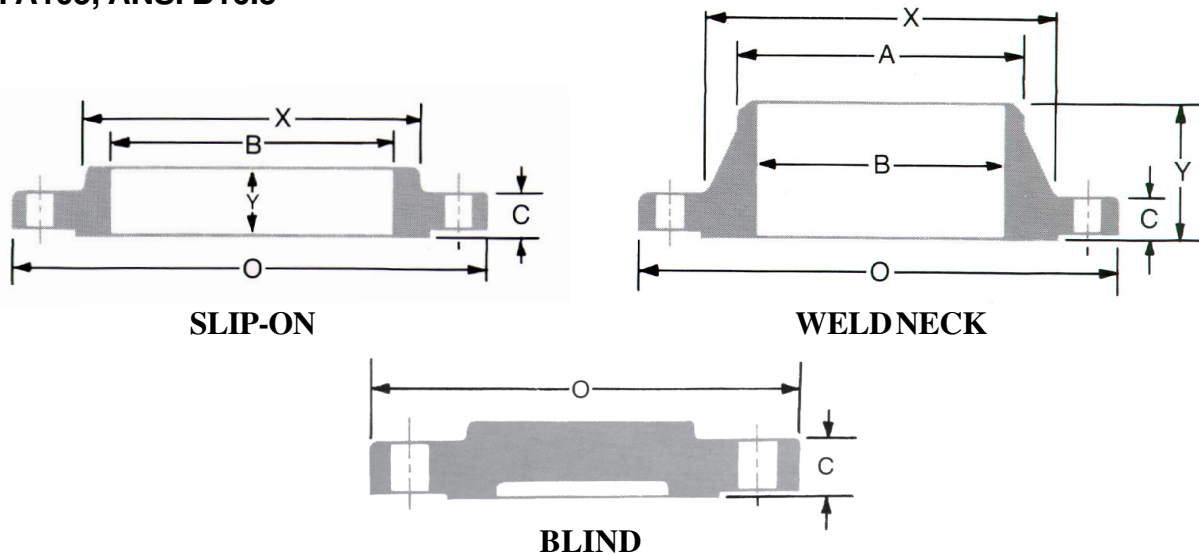


Slip-On, Weld Neck & Blind Steel Pipe Flanges - Class 150

UNITED BRAND

ASTM A105, ANSI B16.5

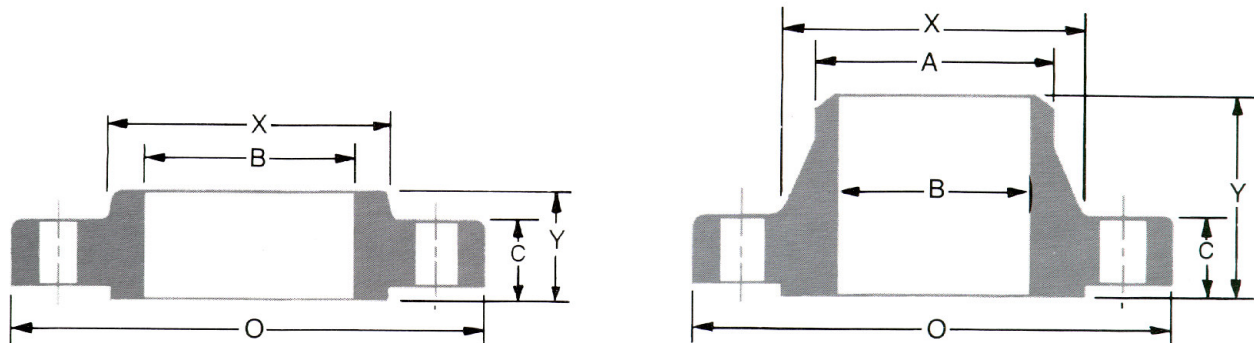


DIMENSIONS IN INCHES

Pipe Size	Part No. (Slip On)	Part No. (Weld Neck)	Part No. (Blind)	O Outside Diameter of Flange	C Thickness of Flange	X Diameter of Hub	A Diameter of Weld Neck	Y Slip-On	Y Weld Neck	B Slip-on Minimum	B Weld Neck
2	SL150-0110	SWN150-0110	SBL150-0110	6.00	0.75	3.06	2.38	1.00	2.50	2.44	2.07
2 1/2	SL150-0120	SWN150-0120	SBL150-0120	7.00	0.88	3.56	2.88	1.12	2.75	2.94	2.47
3	SL150-0130	SWN150-0130	SBL150-0130	7.50	0.94	4.25	3.50	1.19	2.75	3.57	3.07
4	SL150-0140	SWN150-0140	SBL150-0140	9.00	0.94	5.31	4.50	1.31	3.00	4.57	4.03
5	SL150-0150	SWN150-0150	SBL150-0150	10.00	0.94	6.44	5.56	1.44	3.50	5.66	5.05
6	SL150-0160	SWN150-0160	SBL150-0160	11.00	1.00	7.56	6.63	1.56	3.50	6.72	6.07
8	SL150-0180	SWN150-0180	SBL150-0180	13.50	1.12	9.69	8.63	1.75	4.00	8.72	7.98
10	SL150-0200	SWN150-0200	SBL150-0200	16.00	1.19	12.00	10.75	1.94	4.00	10.88	10.02
12	SL150-0220	SWN150-0220	SBL150-0220	19.00	1.25	14.38	12.75	2.19	4.50	12.88	12.00
14	SL150-0240	SWN150-0240	SBL150-0240	21.00	1.38	15.75	14.00	2.25	5.00	14.14	
16	SL150-0260	SWN150-0260	SBL150-0260	23.50	1.44	18.00	16.00	2.50	5.00	16.16	To
18	SL150-0280	SWN150-0280	SBL150-0280	25.00	1.56	19.88	18.00	2.69	5.50	18.18	Customer
20	SL150-0300	SWN150-0300	SBL150-0300	27.50	1.69	22.00	20.00	2.88	5.69	20.20	Specification
24	SL150-0340	SWN150-0340	SBL150-0340	32.00	1.88	26.12	24.00	3.25	6.00	24.25	

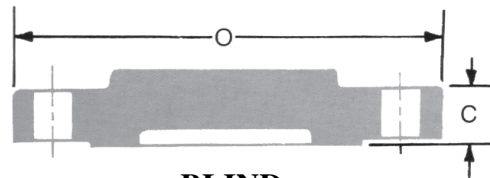
Slip-On, Weld Neck & Blind Steel Pipe Flanges - Class 300

UNITED BRAND



SLIP-ON

WELDNECK



BLIND

DIMENSIONS IN INCHES

Pipe Size	Part No. (Slip-On)	Part No. (Weld Neck)	Part No. (Blind)	O Outside Diameter of Flange	C Thickness of Flange	X Diameter of Hub	A Diameter of Weld Neck	Y Slip-On	Y Weld Neck	B Slip-on Minimum	B Weld Neck
2	SL300-0110	SWN300-0110	SBL300-0110	6.50	0.88	3.31	2.38	1.31	2.75	2.44	2.07
2 1/2	SL300-0120	SWN300-0120	SBL300-0120	7.50	1.00	3.94	2.88	1.50	3.00	2.94	2.47
3	SL300-0130	SWN300-0130	SBL300-0130	8.25	1.12	4.62	3.50	1.69	3.12	3.57	3.07
4	SL300-0140	SWN300-0140	SBL300-0140	10.00	1.25	5.75	4.50	1.88	3.38	4.57	4.03
5	SL300-0150	SWN300-0150	SBL300-0150	11.00	1.38	7.00	5.56	2.00	3.88	5.66	5.05
6	SL300-0160	SWN300-0160	SBL300-0160	12.50	1.44	8.12	6.63	2.06	3.88	6.72	6.07
8	SL300-0180	SWN300-0180	SBL300-0180	15.00	1.62	10.25	8.63	2.44	4.38	8.72	7.98
10	SL300-0200	SWN300-0200	SBL300-0200	17.50	1.88	12.62	10.75	2.62	4.62	10.88	10.02
12	SL300-0220	SWN300-0220	SBL300-0220	20.50	2.00	14.75	12.75	2.88	5.12	12.88	12.00
14	SL300-0240	SWN300-0240	SBL300-0240	23.00	2.12	16.75	14.00	3.00	5.62	14.14	
16	SL300-0260	SWN300-0260	SBL300-0260	25.50	2.25	19.00	16.00	3.25	5.75	16.16	To
18	SL300-0280	SWN300-0280	SBL300-0280	28.00	2.38	21.00	18.00	3.50	6.25	18.18	Customer
20	SL300-0300	SWN300-0300	SBL300-0300	30.50	2.50	23.12	20.00	3.75	6.38	20.20	Specification
24	SL300-0340	SWN300-0340	SBL300-0340	36.00	2.75	27.62	24.00	4.19	6.62	24.25	