

AWWA C515-09
Resilient Seat
GATE VALVES


Model 2030-Series A
OS&Y



APPROVED



WATER QUALITY
NSF/ANSI 61
NSF/ANSI 372



Available:
Flange Ends
Grooved Ends
Flange x Grooved

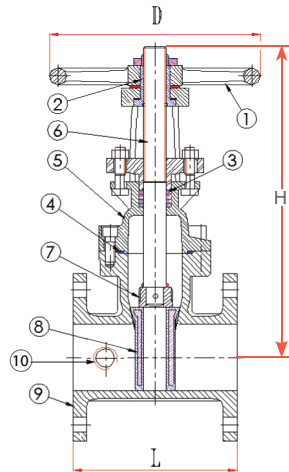
MATERIAL LIST

ITEM NO.	DESCRIPTION	MATERIAL
1	Handwheel	Ductile Iron, ASTM A536 65-45-12
2	Stem Nut/Yoke Nut	C67400/HPb59-1
3	Packing	Graphite - Non-asbestos
4	Gasket	EPDM
5	Bonnet	Ductile Iron, ASTM A536 65-45-12
6	Stem	AISI 420, 304, 316 Stainless Steel (2"~12") AISI 431, 304, 316 Stainless Steel (14"~24")
7	Wedge Nut	AISI 304 Stainless Steel
8	Wedge	Ductile Iron, ASTM A536 w/EPDM Coating
9	Body	Ductile Iron, ASTM A536 65-45-12
10	Test Plug	Brass, C36000

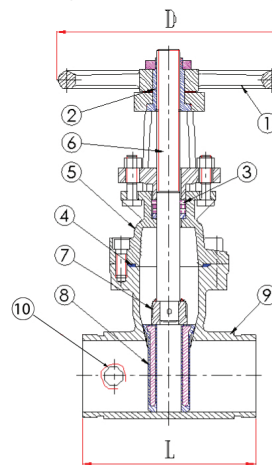
Design and materials are subject to change without notice.

Description:

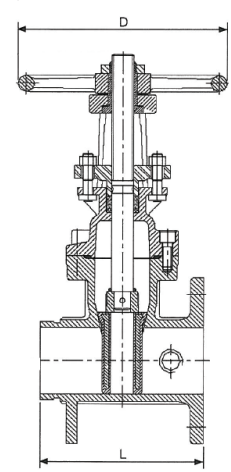
- Conforms to AWWA C515-09.
- Epoxy coated inside and outside to AWWA C550.
- Working Pressure:
UL/FM rated working pressure: 2"~12" - 300 psi
UL/FM rated working pressure: 14"~16" - 250 psi
UL rated working pressure: 18" - 250 psi
UL rated working pressure: 20" & 24" - 200 psi
FM rated working pressure: 18"~24" - 200 psi
Temperature: -23°C (-10°F) to 110°C (230°F)
- Flange drilling to ANSI 125/150. Metric PN10/PN16 drilling is available upon request.
- Grooved ends conform to AWWA C606 standard.



Flanged



Grooved



Flanged x Grooved

DIMENSIONAL DATA

Size	Part No. (Flanged)	L	D	Part No. (Grooved)	L	D	Part No. (Flanged x Grooved)	L	D	Approx. Wgt.	Hand-wheel Ø	H (Open)	H (Closed)
2"	2030FF-120-A	7	7-1/8	2030GG-120-A	7	7-1/8	2030FG-120-A	7	7-1/8	44	7.00	14-1/2	12-1/2
2-1/2"	2030FF-125-A	7-1/2	7-1/4	2030GG-125-A	7-1/2	7-1/8	2030FG-125-A	7-1/2	7-1/4	44	7.50	16-5/8	13-3/4
3"	2030FF-130-A	8	10	2030GG-130-A	8	10	2030FG-130-A	8	10	55	8.00	18-7/8	15-3/4
4"	2030FF-140-A	9	10	2030GG-140-A	9	10	2030FG-140-A	9	10	66	9.00	21-5/8	17-3/4
5"	2030FF-150-A	10	12	2030GG-150-A	10	12	2030FG-150-A	10	12	88	10.00	25-4/5	20-7/8
6"	2030FF-160-A	10-1/2	12	2030GG-160-A	10-1/2	12	2030FG-160-A	10-1/2	12	110	10.50	29-1/8	23-1/4
8"	2030FF-180-A	11-1/2	14	2030GG-180-A	11-1/2	14	2030FG-180-A	11-1/2	14	170	11.50	36-5/8	28-3/4
10"	2030FF-200-A	13	17-1/2	2030GG-200-A	13	17-1/2	2030FG-200-A	13	17-1/2	265	13.00	44-1/2	34-3/4
12"	2030FF-220-A	14	17-1/2	2030GG-220-A	14	17-1/2	2030FG-220-A	14	17-1/2	375	14.00	52	40-1/6
14"	2030FF-240-A	15	17-1/2	-	-	-	-	-	-	573	15.00	62	48-1/5
16"	2030FF-260-A	16	21	-	-	-	-	-	-	767	16.00	70-1/3	54-4/7
18"	2030FF-280-A	17	24	-	-	-	-	-	-	1235	17.00	79-1/2	61-4/5
20"	2030FF-300-A	18	24	-	-	-	-	-	-	1433	18.00	89-3/5	70
24"	2030FF-340-A	20	30	-	-	-	-	-	-	2101	20.00	102-1/3	78-3/4

Dimensions in inches



NAPAC - UNITED Distribution Centers

229 Southbridge Street, Worcester, MA 01608
Tel: (800) 807-2215 Fax: (800) 807-2214
www.napacinc.com

Jacksonville, Florida